

VirginiaHousingSearch.com Search Tips

Begin Searching

- Type a place to search into the “Find your new home” bar.
- Click the magnifying glass.

View Results

- The next page will show listings in the area you searched. Click a listing to see full details.

Do you see too many results? 272 properties

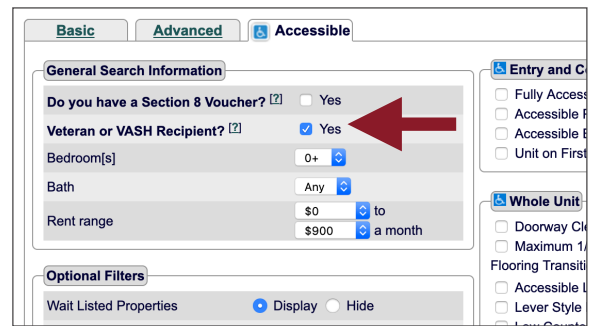
- Click “Hide Wait Listed Properties” to only see rentals that do not have wait lists.
- Click “Refine or Restart Your Search” to go to a screen that lets you refine your search.

Do you need more results? 0 properties

- Click “Refine or Restart Your Search” or “Click here to try another search.”
- On the next screen, click “Choose a different area” at the top-right of the search box.


Search for Veterans Housing

- Click “Refine or Restart Your Search” at the top of the results.
- In the search box, click “Yes” next to “Veteran or VASH Recipient?”
- *Optional:* choose from the Advanced or Accessible tabs to refine your search further.
- Click [CLICK HERE TO SEARCH](#) to view results.



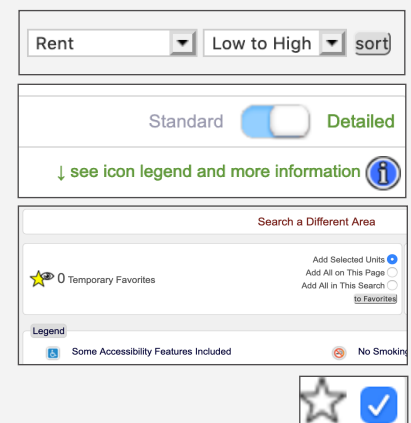
Use the Map

- Toggle to “Map” at the top-left of the search results to display results on a map.
- Click map pins to see property information highlighted in blue next to the map.
- Click anywhere on the map to begin a new search.



Sort Results

- Use the menu at the top-right to sort listings by rent, building type, location, date available, and more.
- Click the word “Detailed” for a quick view of full contact information, deposit information, and more.
- Click “see icon legend and more information” for a key to the icons and to use the Temporary Favorites feature.
- Temporary Favorites: Click the star in a listing’s photo to “favorite” the property. Follow on-screen instructions to add favorites to a page you can view, print, and share. Select listings to compare.



Do you need help searching? Call 1-877-428-8844 (toll free)

Monday - Friday, 9 a.m. - 8 p.m. Eastern Time.

Se habla español. Dial 7-1-1 for TTY.